

Desktop

PicoMaster 100

UV direct laser writer for maskless lithography

Unprecedented finesse in creating 3D micro structures

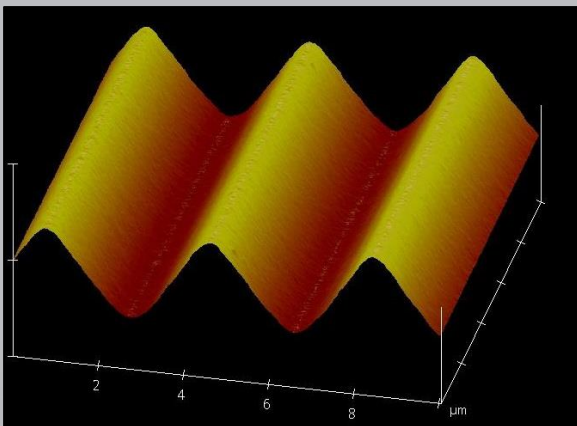
- Highest resolution in the market utilizing a 405 nm diode laser
- Structures as small as 300 nm
- 375 nm source available for more demanding applications
- Compact optical module: use a spare optical module for revolutionary machine downtime reduction
- User-friendly operation

Unique opportunity for R&D


*The 375 nm
optical module
will allow the
system to write
lines down to
250 nm*

Contents

■	Introducing the ideal litho tool for R&D	3
	- Applications	3
	- Benefits	4
■	Optics	5
■	Top Side Alignment	6
■	Mechanics	7
■	Performance	8
■	Software	9
	- PicoMaster Machine Controller and PicoMaster Project Manager	9
	- User libraries	9
■	Options	10
	- Vacuum pump	10
	- Additional write modes	10
	- Extra low resolution write mode	10
	- 375 nm optical module instead of 405 nm	10
	- Motorized Z adjustment	11
	- Extra optical module	11
	- Extended warranty	11
	- Air conditioning unit	11
■	Installation requirements	12
■	About 4PICO Litho	13
■	Service and dealer information	14



Sample of grayscale mode image



Sample of binary mode image

Introducing the ideal litho tool for R&D

■ Meet the smallest high quality laser beam spot available in the market

The PicoMaster is a versatile UV laser writer with ultra-high precision components, specifically designed to give the user the highest degree of freedom to create micro structures in photo sensitive layers. The PicoMaster 100 base system is a fully operating system. It includes a 405 nm optical module capable of writing structures as small as 300 nm in photo resist layers. This user friendly tool supports up to 4095 levels of grayscale or pure binary mode and allows for 3D optical structures, surface structures as well as mask projects. Real time laser controlled auto focus and laser intensity control ensure high quality imaging during the entire exposure process.

The control electronics are all mounted within the frame except for the control PC. This Microsoft Windows based desktop PC and all required software is included in the package.

■ Applications

- Research / Semiconductor
- Photonic devices
- Mask making
- 3D Lithography
- Diffractive optical elements
- Microfluidics
- Security / Holographics
- Other

State-of-the-art Unprecedented finesse in creating 3D micro structures

Benefits

■ Capabilities

- Highest resolution in the market utilizing a long life time 405 nm diode laser.
- Critical dimension of 300 nm.
- Up to 4095 levels of grayscale or pure binary mode.
- 375 nm source available for more demanding applications.
- Raster mode as well as vector mode available.
- Software controllable selection of write modes.
- 4PICO Litho's proprietary light weight objective lens makes real time auto focus possible.
- Supports substrates from 5x5mm² up to 4"x4"


■ Operation

- A modern Microsoft Windows based user interface allows for user-friendly operation.
- Highly automated processing, one button operation.
- Short preparation time required using PicoMaster Project Manager and PicoMaster Machine Controller applications. On the fly processing of jobs, minimum pre-processing required.
- Up-to-date online manuals.
- Remote internet support.

■ Installation and maintenance

- The PicoMaster 100 is a compact tabletop system which requires minimum cleanroom surface.
- Compact optical module: use a spare optical module for revolutionary machine downtime reduction.
- Quick and easy installation: all major components, except for the operating PC and vacuum pump, are installed within the enclosure.
- Minimal maintenance costs, no regular maintenance required.

PicoMaster 100: the ideal Litho tool for R&D.



Unique
Smallest high quality
focused laser beam
spot available in the
market

Optics

■ Compact optical module for excellent stability & revolutionary short machine downtime

The full optical path is contained in a small easily changeable module (optical module). By keeping the optical path as short as possible, the pointing stability is greatly increased compared to traditional optical setups. The optical module contains a long lifetime 405 nm GaN laser diode and beam shaping optics for the best spot shape. Together with 4PICO's proprietary high NA objective lens this results in the smallest high quality laser beam spot available on the market.

Features:

- Smallest high quality laser beam spot available in the market.
- The integrated 650 nm red laser controlled autofocus system automatically corrects for height variations.
- Intergrated Dose control.
- Option: a 375 nm wavelength optical module can be supplied on request.
- Option: for less demanding tasks a larger spot size can be selected by using a fully automated NA switch. This switch allows the system to use a larger spot for increased speed.

Optical properties

Laser source	405 nm, GaN laser diode.
Lifetime	>10.000 hours
Write modes	0.3 μ m, optional 0.6 μ m and 0.9 μ m FWHM.
NA	0.85
Working distance	0.6mm
Intensity	Max. 3 mW in the spot. Software controllable.
Grayscale control	4095 levels
Autofocus	800 Hz bandwidth, 650 nm red laser controlled -0.3...x...+0.3 mm height variation with auto height tracking. Fast voice coil actuator for accurate real-time Z correction.
Focus offset	Adjustable by software control.

Top Side Alignment

Top side alignment


The optical module is equipped with a high resolution camera for applications which require multiple layers. The camera images are processed by advanced imaging software. Automatic marker recognition makes it easy for the user to locate the markers. The user can teach any shape to be used as marker. When the marker cannot be found in the camera's field of view the software supports area scan to automatically search the marker in a larger area. Alignment and image compensation can be based on one, two or three markers.



*Close to perfection
Automated marker
recognition reduces
operator errors*

Specifications Top side alignment

Alignment camera	Monochrome 5.2 Mpixel.
Pixel resolution	1 μm
Final alignment accuracy	< 0.5 μm
Correction algorithms	Position, Scale (max 5%), Skew, Rotation (Max +/-5 degrees) Rotation correction is performed by interpolated motion between scan and step axis.




Benefit
Maintenance free axes

Mechanics

The PicoMaster 100 is equipped with high precision axes for X and Y motion and one optional axis for Z motion. The scan axis (Y) incorporates a high precision dove tail air bearing which is driven by linear motors with nanometer resolution encoders. The step axes (X) uses a precision roller bearing with linear motor and high resolution optical encoder. This system allows for extreme low mechanical errors and fast scan movements. The optional motorized controlled Z-axis has a 12 mm stroke to support various substrate thicknesses.

Substrates are clamped down by using a vacuum chuck. Vacuum chucks are easily exchangeable to support different substrate sizes.

Mechanical properties	
Stroke Scan and Step	Max. 115 mm
Repeatability	< 20 nm RMS
Resolution	2 nm
Scan speed	Max 200 mm/s
Straightness axis	< 0.5 μ m over 100 mm
Substrate thickness	0 - 4 mm manual adjustment. 12 mm with the optional motorized Z-axis installed.
Substrate thickness variation	Max +/- 0.15mm
Substrate size	Min. 5 x 5 mm, max. 125 x 125 mm.
Exposable area	Max. 110 x 110 mm (speed dependent).



300nm lines

Performance

Performance specifications

CD¹	Min. 300 nm
Line width uniformity	< 50 nm
Address grid	Selectable. Standard: 20 nm in scan direction and 100 nm in step direction.
Data rate	10Mhz

¹Critical Dimension of the PicoMaster strongly depends on process parameters, such as resist types and layer thickness.

Writing speeds	Write mode (µm)	Normal Quality (mm ² /min)	Reduced Quality ² (mm ² /min)
High resolution	0.3	1.4	2.1
Mid resolution	0.6	2.8	4.2
Low resolution	0.9	4.2	6.4
Extra low resolution	5 (example)	23	35

²When exposing with reduced quality the line edge roughness will increase.

Software

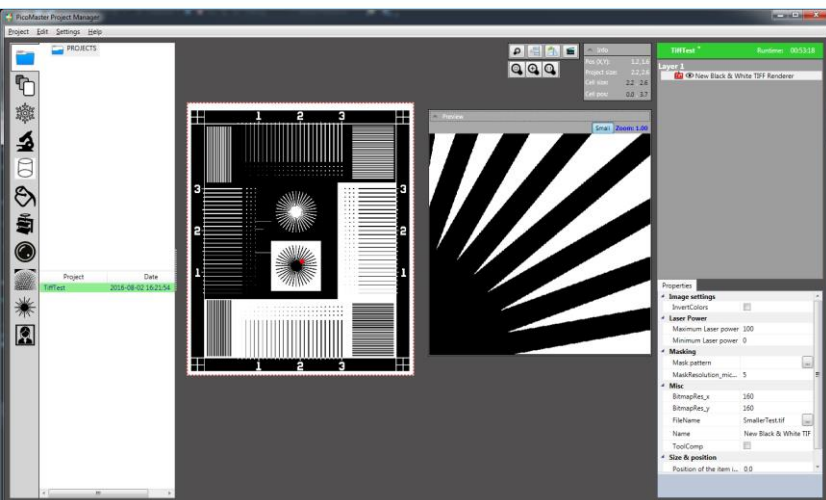
■ PicoMaster Machine Controller and PicoMaster Project Manager

The Picomaster comes with two Windows based applications: PicoMaster Machine Controller and Project Manager. Project Manager allows the user to select features and combine images while PicoMaster Machine Controller processes these jobs and control the machine. Jobs are processed on the fly, reducing preparation time to the minimum.

PicoMaster Machine Controller allows the operator to queue jobs, monitor progress and gives a high level of manual control features.

Features of PicoMaster Machine Controller:

- On the fly processing of jobs.
- Job queuing.
- Freely definable process and substrate recipes.
- Extended history database.
- Remote support.
- User access control through login credentials or smart card.



Screenshot of the visual Project Manager software.

User friendly
 Minimum preparation
 time required using
 PicoMaster Project
 Manager and
 PicoMaster Machine
 Controller

Supported formats

Standard binary sources	Bitmaps, TIFF, GDSII
Offline conversion required	CIF, DXF
Parameterization	Basic shapes can be configured without source files.
3D sources	Grayscale bitmaps, Parametric.

■ User Algorithms

PicoMaster software supports user libraries. These libraries can be written in C# or VB.net. With these user libraries the user can create his own algorithm to calculate the laser intensity at each grid point.

Benefit

*PicoMaster 100:
a compact system
that requires minimal
cleanroom surface*

Options

■ Vacuum pump

When a central vacuum system is not available, a vacuum pump can be supplied. The pump can be controlled by the PicoMaster system.

■ Additional write modes

The optical module can be fitted with an automatic Numerical Aperture switch. Standard the PicoMaster 100 is fitted with a single spot for resolutions as small as 300 nm. For some applications this resolution is not required. The NA switch allows the user to select a lower resolution. This will enable increased writing speeds at lower resolutions.

Additional write modes

Standard included: high resolution	0.3 μm
Mid resolution	0.6 μm
Low resolution	0.9 μm

■ Extra-low resolution

Standard the PicoMaster 100 comes with the highest resolution available in combination with a 405 nm laser source. Sometimes this is too small for the desired application. A second optical path with a low NA focus lens can be fitted to increase the spot size. Please contact us to discuss the required application.

■ 375 nm Optical module instead of 405 nm

The system can be equipped with a 375 nm optical module. This allows the user to use resists only suitable for I-line light sources. Additionally the spot size is reduced to 270 nm. This will allow the system to write lines at even higher resolutions.

Convenient

A standard 12-month warranty and an optional extended warranty

■ Motorized Z stage

Some applications require thick substrates. The motorized Z stage will allow the system to detect the surface of a wafer fully automatically. Operator interference for height adjustment based on the used substrate is not required.

Mechanical properties motorized Z stage

Stroke	Max. 12 mm
Resolution	1 μm
Wafer thickness	0 - 10 mm

■ Extra optical module

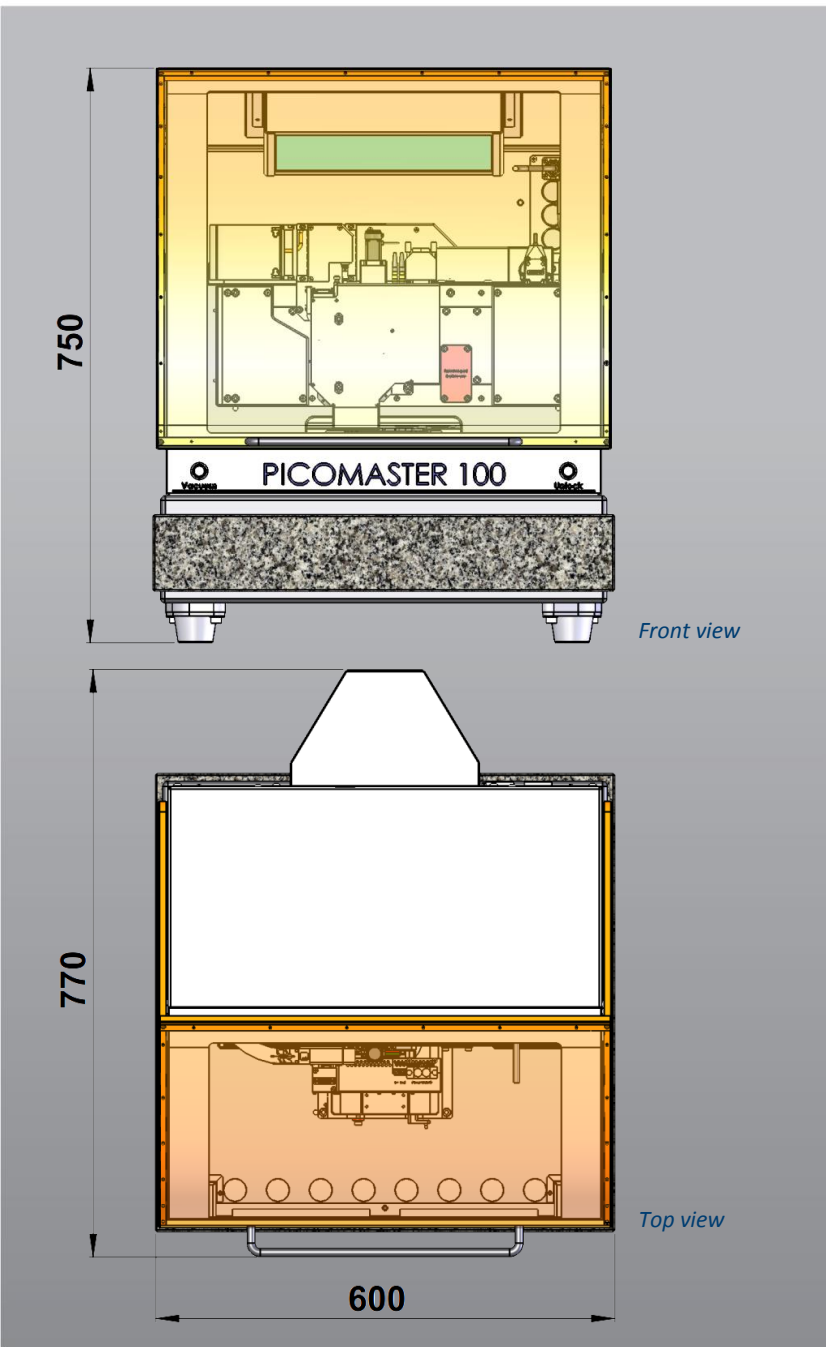
The compact optical module is mounted to the step axis by just 3 bolts and a few electrical connections. Within 5 minutes the entire optical module can be swapped for a different module. When uptime is of critical importance, a spare optical module can be added. There is no need for optical alignment after an exchange. This unique feature introduces a revolutionary reduction of machine downtime! The extra optical module can be fitted with either a 405 nm or a 375 nm laser diode.

■ Extended warranty

Standard the system comes with a 12-month warranty. The warranty can be extended on a yearly base. The extended warranty includes software updates, telephone and remote support and all non-wear and tear parts.

■ Air-conditioning unit

For best results the temperature inside the PicoMaster 100 should be maintained at constant environment conditions with a temperature range of ± 0.5 °C and a humidity range of 45 - 70%. It is strongly recommended to use a dedicated air conditioning unit to supply conditioned air to the PicoMaster 100.



Installation requirements

The PicoMaster 100 is best installed on a vibration isolated table capable supporting a minimum weight of 300 kg. Extra table surface is required for the operating computer.

Dimensions¹

Width	600 mm
Height	750 mm
Depth	600 mm (not including optional air duct).
Weight	260 kg
Additional components	Desktop computer (included in delivery)
Electrical connection	230V AC, max. 1 kW
Compressed air	5 - 7 Bar, Air quality according ISO8573-1:2010 class 3 or better.
Vacuum	External
Ethernet	For server connections and remote access.
Conditioned air piping²	Ø 100 mm in and out
Recommended environment	Clean room ISO class 5 or better.
	Room Temperature 21 °C +/- 1 °C
	Room Humidity 45 - 70% RH

¹ Specifications may change without notification.

² It is strongly recommended to use an air conditioner with recirculation option to maintain optimal process conditions within the PicoMaster.

About 4PICO Litho

4PICO Litho is specialized in lithography equipment since 2004. The PicoMaster systems are a derivative of 4PICO's CD/DVD mastering system and built on 15 years of experience. The efficient multidisciplinary team of 4PICO Litho is based in Brainport Region and has access to high tech suppliers. All developments are done in-house.

A photograph of a PicoMaster 100 lithography system. It is a large, white industrial machine with a prominent orange safety enclosure. A person in a red and white plaid shirt is seated at a desk in front of the machine, operating it. The machine has a transparent window showing internal components.

Innovation

*Brainport Region:
A perfect ecosystem
for innovation*

State-of-the-art
*4PICO Litho's
demo samples are
state-of-the-art*

Service and dealer information

■ Samples

Seeing is believing... 4PICO Litho's demo samples are state-of-the-art. Send in your requirements for a sample. At all times at least 1 demo system is operational.

4PICO Litho has in-house metrology tools such as Microscope, AFM and SEM for analyzing the samples.

■ Service

Local service engineers, remote support and minimum maintenance will guarantee a smooth and worry-free operation.

■ Dealer

Questions regarding the PicoMaster 100 and your application: please contact your local contact.



www.4picolitho.nl

Jan Tinbergenstraat 4b
5491 DC Sint-Oedenrode
The Netherlands
+31(0)4 13 49 07 08
info@4pico.nl

Your dealer

Dealer name

Dealer adress

e-mail

www.